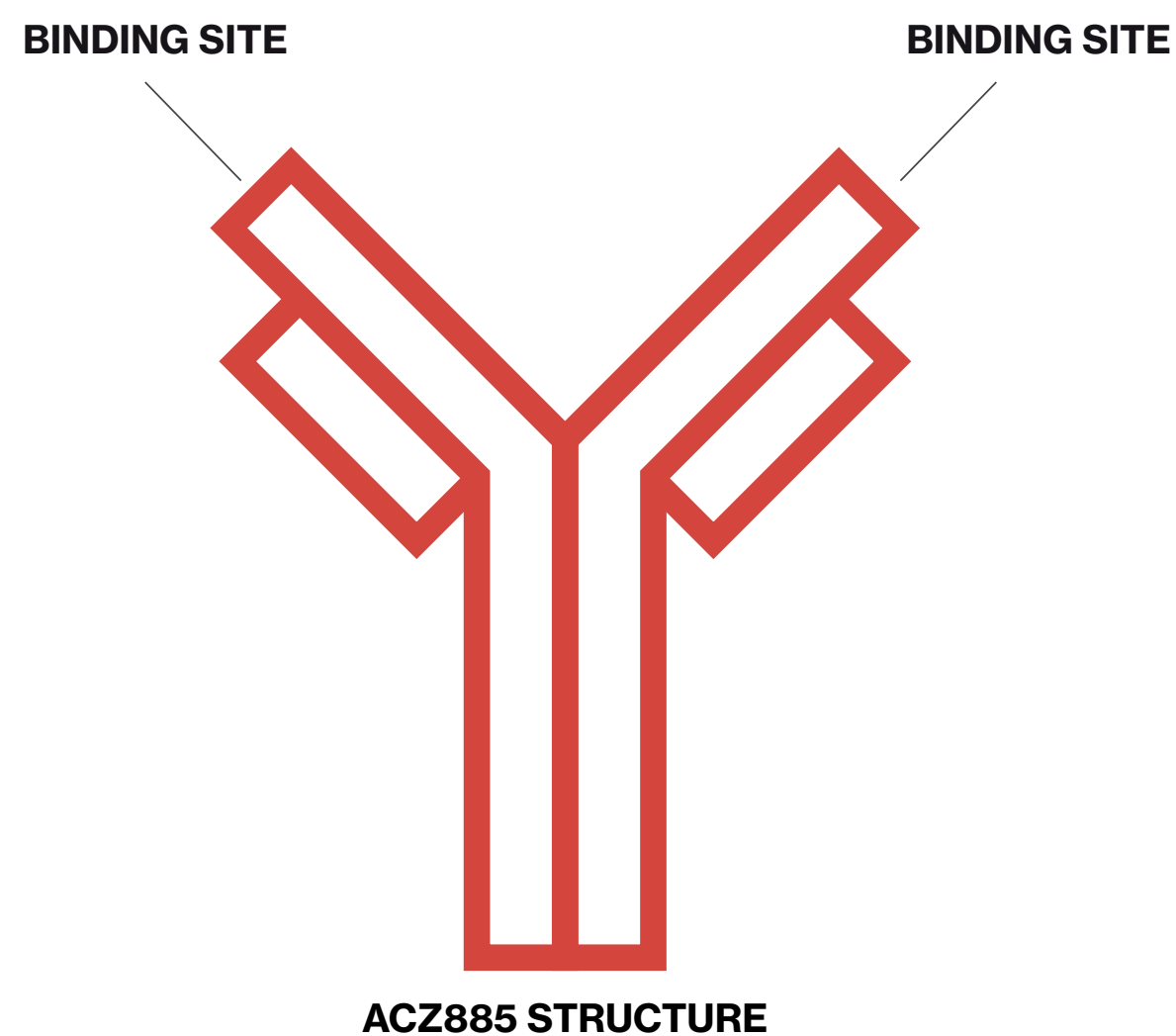


How does ACZ885 work?

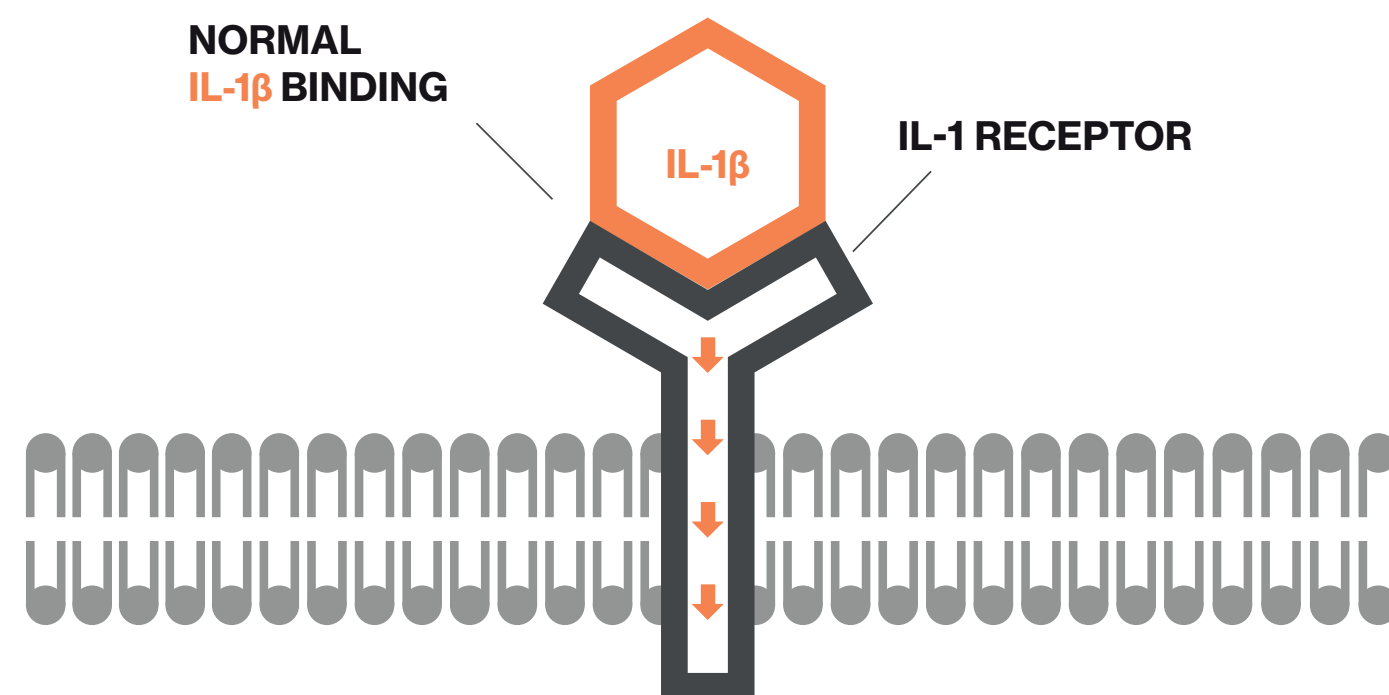
What is ACZ885?

ACZ885 is a **human monoclonal antibody**, which is a protein that is designed to bind to only one substance in the body. ACZ885 is designed to bind to **human interleukin-1 β (IL-1 β)**.¹⁻⁵

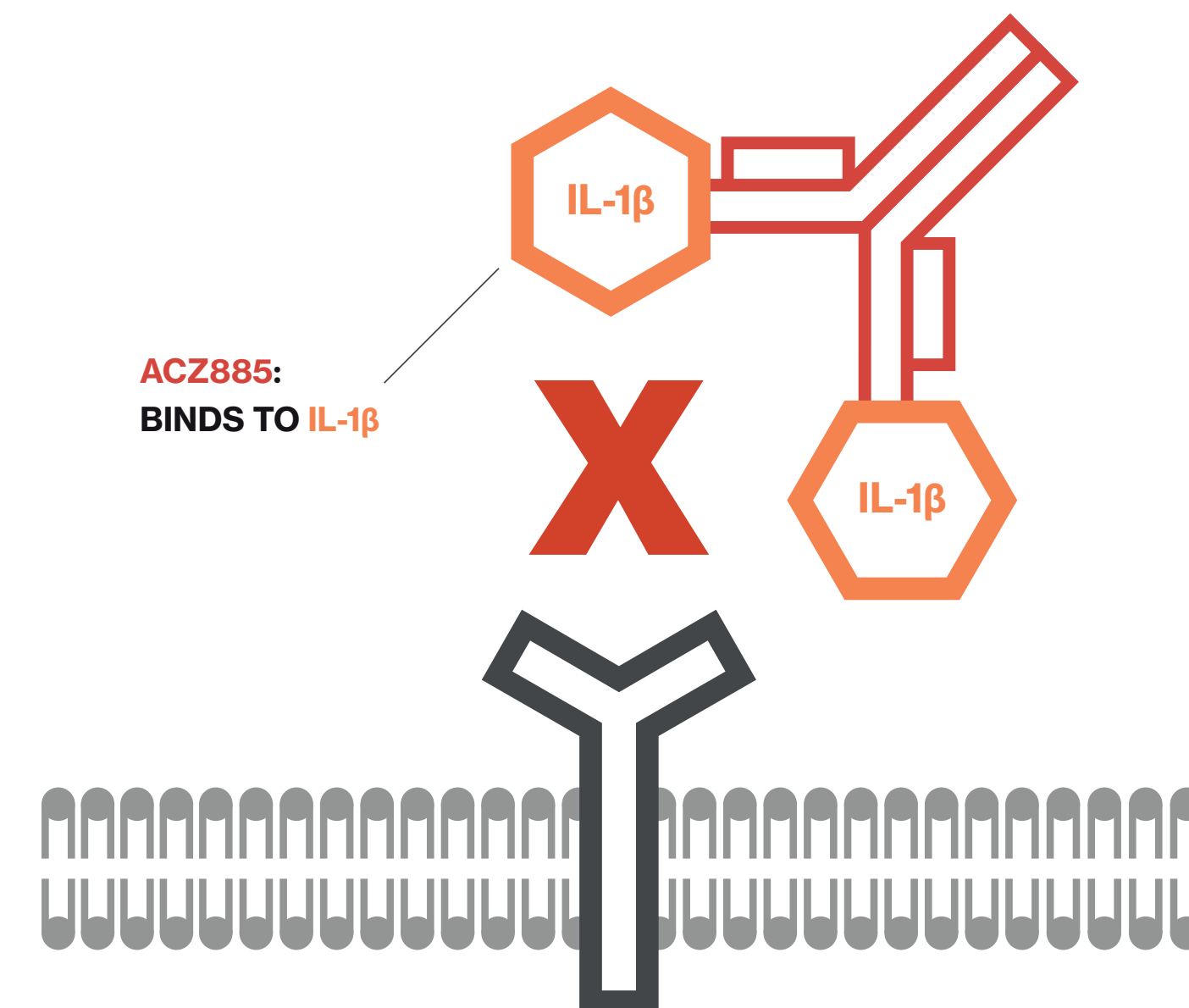


How does it work?

IL-1 β is a **messenger molecule** that plays an important role in the body's inflammatory response to infection or injury. These molecules are one step in a chain of reactions in the body that lead to increased levels of inflammation. **IL-1 β** works by binding to **IL-1 cell receptors**.^{6,7}



This triggers the next step in the inflammatory process and increases levels of inflammation. High levels of inflammation in arterial walls are a **key risk factor for cardiovascular events** as they cause a build up of plaque, which can rupture and form a clot, leading to a heart attack or stroke.^{6,7}



ACZ885 interrupts this process by binding to **IL-1 β** before it can bind to the **IL-1 receptor**. This prevents more inflammation building up in the body.^{6,7}

INHIBITION OF IL-1 β IS EXPECTED TO:

- Slow the progression of inflammation of the arteries (atherosclerosis)^{6,7}
- Improve plaque stability^{6,7}
- Decrease cardiovascular (CV) risk associated with inflammation and atherosclerosis progression^{6,7}
- Reduce subsequent CV events^{6,7}

REFERENCES

1. Fearon WF, Fearon DT. Inflammation and cardiovascular disease: role of the interleukin-1 receptor antagonist. *Circulation*. 2008;117:2577-2579.
2. Duewell P, et al. NLRP3 inflammasomes are required for atherogenesis and activated by cholesterol crystals. *Nature*. 2010;464(7293):1357-61.
3. Rajamaki K, et al. Cholesterol Crystals Activate the NLRP3 Inflammasome in Human Macrophages: A Novel Link between Cholesterol Metabolism and Inflammation. *PLoS One*. 2010; 5(7):e11765.
4. Ridker PM, Luscher TF. Anti-inflammatory therapies for cardiovascular disease. *Eur Heart J*. 2014; 35(27):1782-91.
5. Ridker PM. From C-Reactive Protein to Interleukin-6 to Interleukin-1. *Circ Res*. 2016; 118:145-156.
6. Ridker PM, et al. Effects of Interleukin-1 β Inhibition with Canakinumab on Hemoglobin A1c, C-Reactive Protein, Interleukin-6 and Fibrinogen. *Circulation*. 2012; 126(23):2739-48.
7. Ridker PM, et al. Interleukin-1 β inhibition and the prevention of recurrent cardiovascular events: rationale and design of the Canakinumab Anti-inflammatory Thrombosis Outcomes Study (CANTOS). *Am Heart J*. 2011; 162(4):597-605.

